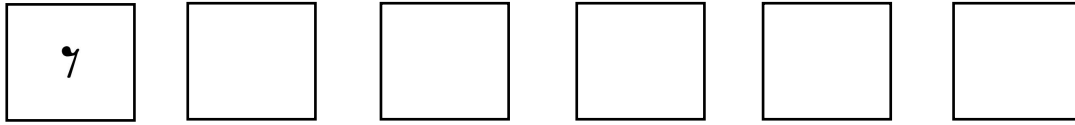
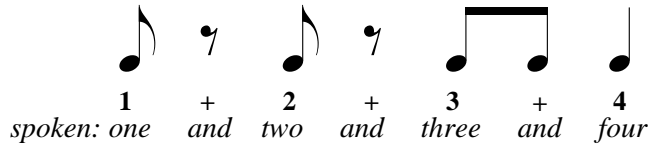


# Lesson 13: Eighth Rests

An eighth rest is shown as follows. After the first eighth rest, practice drawing 5 more eighth rests.



An eighth rest has a value of half of a beat. When writing the counts, use a plus sign (+) for eighth notes and eighth rests.




1. Clap the rhythm of the notes while counting the beats out loud.



2. Write in the counts below the notes indicated. Then clap the rhythm while counting the beats out loud.



3. Write the count below the notes. Then clap the rhythm while counting the beats out loud.



4. Write in the count below the notes. Then add the missing barlines.



5. Draw the missing flags and beams on the eighth notes that are missing flags or beams.

